



OTSAW

Rosie

AI-Powered Robotic Vacuum
Cleaner

www.otsaw.com






Rosie

Robotic Vacuum Cleaner

The best-in-class commercial cleaning performance. Like a self-driving car, Rosie utilizes AI technology to autonomously operate in complex indoor environments, including hallways, guest rooms, and meeting spaces.



Effective Cleaning
speed of
93 m²/hr



New
Data-driven
Cleanliness



Integrate Seamlessly
with Zero-touch
Deployment



Enabling Automation for Housekeeping



Dimensions:
W32 x L52 x H21 cm

Features:

Replaceable Battery

Unlike most household robotic vacuums our robot comes with a replaceable battery that is light and easy to carry. Allowing it to be run all day.

Disposable Bag

The dust bag is disposable and easy to replace, letting your staff breathe easy. No need to dump any dustpan or cartridge.

Multiple Sensors

The latest in 3D Lidar and camera sensor technology allow the robot to simultaneously map and clean. Allowing you to visualize the cleanliness of your spaces.

Edge Cleaning

Enhanced intake, roller and wheel design allow the robot to maneuver closer to edges, improving edge cleaning.



0.45m/s

Operating Speed

93 m²/hr



Cleaning Capacity



8.1kg

Weight

1.7L



Lasts 1 week
approx. 2,800 m²



88 CFM

Suction

1hr 30min



Operating Time / Battery

ROOMS | MEETING ROOMS | HALLWAYS

Disposable Battery

Unlike most household robotic vacuums our robot comes with a replaceable battery that is light and easy to carry. Allowing it to be run all day!

TECH SPECS

Dimensions: 12.7in x 20.7in x 8.5in
Weight: 8kg
Operating Speed: 1.5ft/sec
BrushWidth: 11"
Suction: ~88CFM
Dust Bag Capacity: 1.7L
Cleaning Capacity: 1,000 ft²/hr
Noise Level: 62 dB
Operating Time: 1 hr 30 min / battery
Batter Capacity: 17 Ah
Input Voltage: 110 & 220v

Multiple Sensors


The latest in 3D Lidar and camera sensor technology allow the robot to simultaneously map and clean. Allowing you to visualize the cleanliness of your spaces.

Disposable Bag

The dust bag is disposable and easy to replace, letting your staff breathe easy. No need to dump any dust pan or cartridge!

Edge Cleaning

Enhanced intake, roller and wheel design allow the robot to maneuver closer to edges, improving edge cleaning.



Why choose ROSIE?



Cleanliness

Using the same technology as a self-driving car, ROSIE cleans the whole surface every time with powerful suction and deep edge cleaning performance.

Return-On-Investment


With a low price point to get started, you can be ROI-positive on day one. Utilizing ROSIE automation technology reveals direct and residual cost optimizations.

Efficiency

Taking a small amount of time to power on the robot, a single operator can easily release a fleet of ROSIE robots in multiple areas on multiple floors.

Rosie is Different Than Consumer Robots

Vastly Outperforming the Consumer Competitors



	Cleaning Speed*	Data	Durability	Battery Life	Cleanliness
Rosie	6-10 Minutes	Diagnostics Environmental Operation	3,000 Hours	85 Minutes (255 Minutes)	65 cfm**
Roomba	24 Minutes	Coverage Location	900 Hours	60 Minutes	25 cfm
Neato	43 Minutes	Coverage Location	750 Hours	75 Minutes	35 cfm
Dyson	45 Minutes	Coverage Location	N/A	25 Minutes	50 cfm

*cleaning time in average hotel room of 325 square feet | **cfm = cubic feet/minute of airflow

TAILOS Hospitality Customers



Rosie

www.otsaw.com

sales@otsaw.com

